



L30 – BOTH A LUXURIOUS DAYSAILER
AND A THRILLING RACER

MODERN & FAST

L30 is a real high-performance planing sailboat, light vacuum-infused hull easily achieving thrilling double-digit speeds and delivering an incomparable sailing experience, resulting from modern design and building technologies.



COMFORT

The double steering wheel layout results in a wonderfully large cockpit which comfortably seat up to eight guests.

The cockpit opens onto the sea with the swimming folding ladder and cockpit shower.





COMFORT

While being as fast as most racers, smart design of the L30 boat interior offers surprising comfort level all vital cruising elements including separate marine toilette with ceiling height 1.8 m.

In the midsection, you'll find a galley with optional gas burner, fridge and a sink with fresh water.





COMFORT

L30 is simple to handle by two persons. The rig is designed to allow safe sailing without the use of running backstays, that are easy to detach from the aft purchase and be secured close to the mast. The Jib has furling system and the full batten main sail is fitted with cars to the mast track and is easy to hoist or reef from the cockpit.



SMART & SUSTAINABILITY

L30 offering new level of freedom. She is designed for efficient rigging and unrigging.

Trailable. Benefiting from a lifting keel and meticulously planned dimensions, the L30 ensures a seamless trailering experience. She can be towed by car nor needing a specific permit. The boat including mast can travel in a 40HQ container to easily transport overseas.

No crane needed. L30 can be launched on a ramp. Carbon mast can be stepped with mast lifting system.



RELIABILITY

Reliable 15 HP inboard sail-drive engine with foldable propeller guarantees high cruising speed, easy of use and low maintenance.



BEST VALUE ON SECOND HAND MARKET

Each owner has two happiest days in his life: the day when he bought the boat and day when he sold the boat.

L30 is the boat which does not lose the value as much as the other boats. Since she can fit any groups of buyers - cruisers, daysailors, racers, short-handed races, off-shore races, match-racers and so on. Moreover L30 is the only one A Category trailable boat in the World.





SAFE

Very high stability, unsinkable hull, crash-box, inboard engine and balanced twin rudders for complete control are all resulting in the fact that safety is one of her strongest points.

Her superb seaworthiness, which crowned the boat with the standard B category and optional A category, results from boat design, cutting-edge building technology and many safety features.



ONE DESIGN

International L30 Class Association is recognized by World Sailing as International Class.

The One Design racing calendar comprises of fully crewed windward-leeward races and adventurous long-distance double-handed or solo challenges. Annually you may race from club level regattas up to Continental and World Championships title. Whichever you choose, you can count on the friendly community that will give you a proper challenge.



TECHNICAL CHARACTERISTICS



Idea and Concept - Rodion Luka

Design - Justin Yacht Design

LOA - 9.58 m (31')

Lhull - 9.25 m (30')

LWL - 9.20 m (30')

Max. Beam - 2.54 m (8'4")

Propulsion - Yanmar, 15 hp

Draft (keel down / keel up) - 1.88 m / 0.58 m (6'2" / 1'10")

Height from waterline to mast top - 13.15 m (43')

Full displacement - 2130 kg (4696 lbs)

Keel ballast weight (lead bulb) - 790 kg (1742 lbs)

Fresh water tank / black water tank (option) - 55-110 liters / 35 liters (14.5-29 gal / 9 gal)

Standing rigging - 7/8

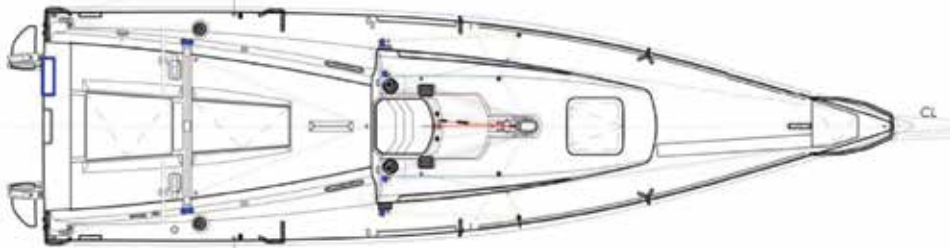
Upwind sail area - 50.3 m² (541 ft²)

Main - 27.7 m² (291 ft²)

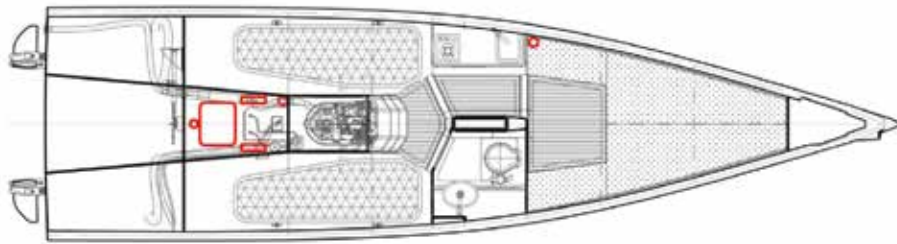
Jib - 22.6 m² (237 ft²)

Gennaker - 85.3 m² (918 ft²)

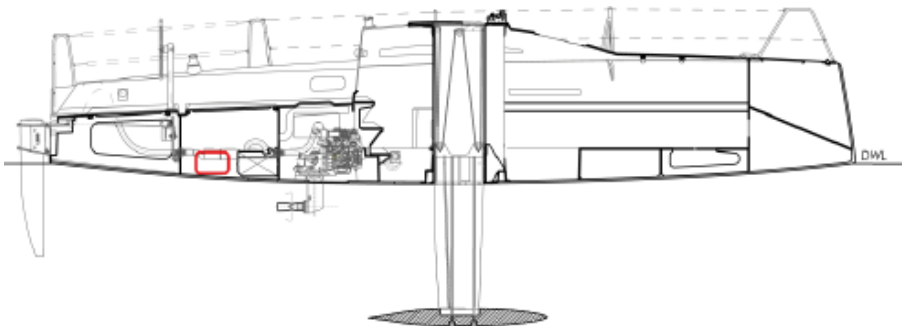
L30 DECK PLAN



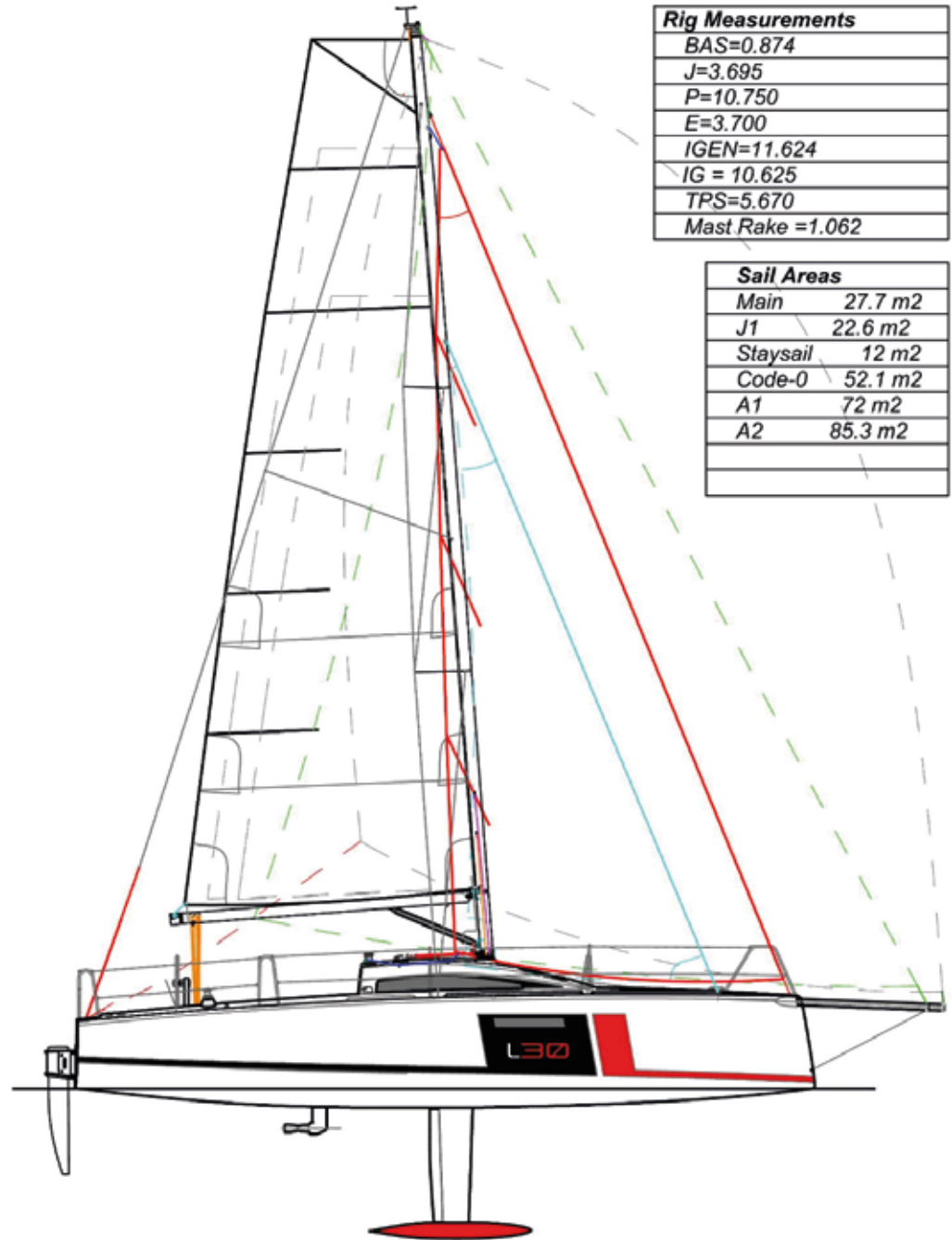
L30 INTERIOR LAYOUT



L30 DIAMETRICAL PLAN




L30 SAIL PLAN



Rig Measurements	
BAS	=0.874
J	=3.695
P	=10.750
E	=3.700
IGEN	=11.624
IG	= 10.625
TPS	=5.670
Mast Rake	=1.062

Sail Areas	
Main	27.7 m ²
J1	22.6 m ²
Staysail	12 m ²
Code-0	52.1 m ²
A1	72 m ²
A2	85.3 m ²



L30

L30 One Design OU
Toompuiestee 33a,
10149 Tallinn, Estonia
www.l30class.com

